

Instruction Guide 7

# POLISHED STONE

Granite, marble, slate, quartz and limestone (including artificial stone and terrazzo).

Mechanically polished natural stone will normally require a certain level of care. The following instructions are a guide to help ensure that your surfaces will remain protected and easy to clean for many years.

**PLEASE NOTE:** Before grouting wash surfaces well with LTP Grimex and once clean and thoroughly dry, apply a minimum of one coat of LTP MPG Sealer or LTP Mattstone H20. This treatment will assist with the removal of residual grout and protect the surface of the stone.

## THE 3 STEP INSTRUCTION OVERVIEW (see page 2 for more information)

1

**LTP Grimex**  
Coverage 1 litre/50m<sup>2</sup>



### INITIAL CLEANING OF NEWLY INSTALLED SURFACES IF REQUIRED (used surfaces see page 2).

**LTP GRIMEX:** Cleans and removes site soiling, grease, dirt and grime.



Dilute LTP Grimex 1:10 with water.



Apply and gently agitate with a soft emulsifying pad. Under floor heating must be off.



Rinse really well with clean water.



Do not use acidic cleaners such as LTP Grout Stain Remover on natural limestone or marble (Test before using).



Buff away any excess moisture and allow the surface to dry. **12 HOURS**

**EQUIPMENT:** Bucket, mop, scrubber or scrubber dryer machine if available.

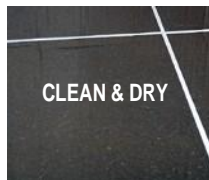
2

**LTP MPG Sealer or LTP Mattstone H20**  
Coverage 1 litre/20m<sup>2</sup>



### PROTECT AGAINST STAINS (for more information see page 2).

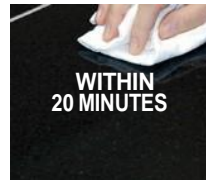
**LTP MPG SEALER or LTP MATTSTONE H20:** Invisible finish – water based impregnating sealers that protect against staining and aid maintenance.




Surfaces must be clean and dry. Under floor heating must be off.



Apply a light coat of product to the surface using a paint pad or soft cloth.



Buff well to remove excess product from the surface. This should be done whilst the solution is still wet on the surface.



Allow to dry. Do not walk on the surface for at least three hours.



Protect from water for 24 hours and do not wash surfaces for at least 3 days.

**EQUIPMENT:** Applicator, soft cloth, buffing machine.

3

**LTP Waxwash**



### REGULAR AFTER CARE (for more information see page 2).

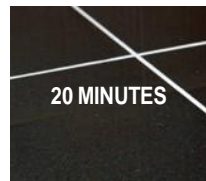
**LTP WAXWASH:** Maintains mechanically polished stone surfaces.



Add one capful of product per litre of water in a bucket.



Wash surface with the solution. Do not rinse.



Allow to dry. Do not walk on the surface during drying time – 20 minutes.



If necessary gently buff with a dry soft cloth or buffing machine.

A one litre LTP Waxwash will wash a 20 sq.m floor 40 times.

**EQUIPMENT:** Bucket, mop, soft cloth, buffing machine.

Always read the product label before proceeding.



## NEWLY INSTALLED SURFACES

**BEFORE GROUTING:** Wash surfaces well with LTP Grimex, leave to dry and apply at least one coat of sealer. This treatment will assist with the removal of residual grout and protect the surface of the tiles.

## 1 CLEANING AND REFURBISHING – Used and heavily soiled surfaces

- Before sealing the stone must be thoroughly cleaned. Old layers of sealer, residues from aftercare products and deposits must be removed from the surface and pores of the stone.
- Dilute LTP Grimex 1:3 with water, apply to the surface with a sponge or water brush and leave to sit on the surface of the tiles for as long as it takes for the dirt to release. 5-30 minutes depending upon the level of dirt.
- Gently agitate the surface with a soft nylon pad or scrubbing brush and leave for a further 5 minutes (scrubber machines can be used).
- Continue to scrub while adding clean water. Remove residues from the surface using a cloth or scrubber dryer machine.
- Rinse thoroughly with clean fresh water to remove all remaining residues.
- Allow the surface to dry for a minimum of 24 hours before applying the protective seal.
- For the removal of other types of dirt refer to the table below.
- Polished marble and limestone when used for residential floors may need to be mechanically re-polished on yearly or two yearly schedule (depending on the traffic the floor receives). Heavier traffic levels and commercial floor areas may require mechanical polishing on a weekly or monthly basis.
- Do not use acid based cleaners on limestone or marble. If you are unsure please call our helpline for advice.

## OTHER TYPES OF DIRT

Care product residues, oil, grease and dirt	LTP Grimex or LTP Power Stripper
Tar, wax, paint, bitumen residues	LTP Solvex and then LTP Grimex
Deeply engrained oil stains	LTP Spot Stain Remover and LTP Fullers Earth
Light cement films and lime residues	LTP Power Stripper

## 2 PROTECTIVE SEAL TREATMENTS

- LTP MPG Sealer or LTP Mattstone H20 will render the surface water and oil repellent.
- These products prevent staining, aid cleaning and simplify the removal of surface stains.
- Provides an invisible barrier of protection that will not greatly alter the surface character.
- There are no health concerns once the product has properly cured.
- The seal is micro porous and so can be used on surfaces that have no damp proof course.
- Suitable for internal and external use.
- If surfaces are properly maintained we recommend touching up the protective treatment every 3-4 years.

NB. Always test the product on an inconspicuous area. Wet or non absorbent surfaces cannot be treated. LTP MPG Sealer is an impregnator which needs to fully absorb. Do not allow the product to dry on the surface. Buff with a soft cloth or machine to remove any excess. Remove unabsorbed impregnating sealer, if left to dry on the surface, by rubbing over with a little more LTP MPG Sealer or white spirit and buffed immediately. Some stones may be darker after application. Acidic substances, if left on the surface, may damage stone even after sealing. LTP MPG Sealer is non film forming.

## 3 AFTER CARE

### LTP WAXWASH (for floors)

Formulated for use on unglazed tiles such as travertine, stone, limestone, slate, terracotta and quarry. Ideal for washing surfaces sealed with LTP Mattstone H20 or LTP Mattstone. Use routinely in place of normal detergent.



### LTP STONEWASH (for walls)

This gentle surface cleaner is formulated for use on limestone, marble, granite, slate and polished porcelain. Will clean without breaking down and removing protective seals.



NB. Always follow the detailed instructions on the product labels. Protect stone surfaces from contact with acidic substances. Do not use abrasive materials on mechanically polished stones. Avoid using normal detergents or strong bleach cleaners on sealed surfaces as they will gradually remove the protective seal.

This information is offered without guarantee. The material should be used so as to take account of the local conditions and the surfaces to be treated. In case of doubt, the product should be tried out in an inconspicuous area.  
©Copyright A.M.Robb Ltd. 2012



*for beautiful surfaces we have the solutions*

LTP, Tone Estate, Milverton Road, Wellington, Somerset, TA21 0AN

T +44 (0) 1823 666213 F +44 (0) 1823 665685 E [info@ltp-online.co.uk](mailto:info@ltp-online.co.uk)

