

Instruction Guide 1

NATURAL STONE

Travertine, limestone, marble, sandstone, terrazzo and some granite.

Natural stone has been used on floors and walls for centuries. As with all natural materials, it does require a certain level of care. The following instructions are a guide to help ensure that stone surfaces will remain protected and easy to clean for many years.

PLEASE NOTE: Before grouting wash surfaces well with LTP Grimex and once clean and thoroughly dry, apply a minimum of one coat of LTP Mattstone, LTP Mattstone H20 or LTP Colour Intensifier & Stainblock. This treatment will assist with the removal of residual grout and protect the surface of the stone.

THE 3 STEP INSTRUCTION OVERVIEW (see page 2 for more information)

1

LTP Grimex
Coverage 1 litre/50m²



INITIAL CLEANING OF NEWLY INSTALLED SURFACES IF REQUIRED (used surfaces see page 2).

LTP GRIMEX: Cleans and removes grease, dirt and grime.



Dilute LTP Grimex 1:10 with water.



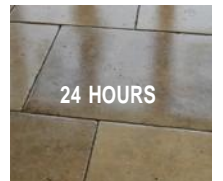
Apply solution to the surface with a mop or sponge. Under floor heating must be off.



Agitate to release the residual dirt and grime from the surface.



Do not use acidic cleaners, such as LTP Grout Stain Remover.



Allow the surface to dry.

EQUIPMENT: Bucket, mop, scrubber or scrubber dryer machine if available.


2

LTP Mattstone H20, LTP Mattstone or LTP Colour Intensifier & Stainblock
Coverage 1 litre/15m²



PROTECT AGAINST STAINS (for more information see page 2).


LTP MATTSTONE H20 or LTP MATTSTONE: Invisible finish – protects against water, oil, grease dirt, grime and aids maintenance.




Surfaces must be clean and dry. Under floor heating must be off.



Apply the product to the surface evenly using a sponge, brush or soft cloth.



Redistribute to remove excess product and avoid pooling on the surface.



Allow to dry. Do not walk on the surface for at least one hour.



Protect from water for 24 hours and do not wash surfaces for at least 3 days.

ENHANCE THE APPEARANCE

LTP COLOUR INTENSIFIER & STAINBLOCK: Enhanced natural finish. Used as an alternative to LTP Mattstone. This product will help deepen the colour and enhance the appearance of darker coloured stones.

EQUIPMENT: Bucket, applicator, brush, cloth.

2b



LTP Waxwash

REGULAR AFTER CARE (for more information see page 2).

LTP WAXWASH: Maintains natural stone surfaces.

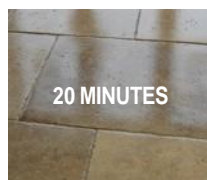
3



Add one capful of product per litre of water in a bucket.



Wipe surface with the solution. Do not rinse.



Allow to dry. Do not walk on the surface during drying time – 20 minutes.

A one litre LTP Waxwash will wash a 20 sq.m floor 40 times.

EQUIPMENT: Bucket, mop.

Always read the product label before proceeding.



NEWLY INSTALLED SURFACES

BEFORE GROUTING: Apply one coat of LTP Mattstone before grouting. This treatment will assist with the removal of residual grout from the surface of the stone.

1 CLEANING AND REFURBISHING – Used and heavily soiled surfaces

- Before sealing the stone must be thoroughly cleaned. Old layers of sealer, residues from aftercare products and deposits must be removed from the surface and pores of the stone. Film forming layers of sealer should be removed with LTP Solvex before washing with LTP Grimex.
- Depending upon the levels of dirt, dilute LTP Grimex 1:3 with water. Apply with a sponge or cloth and leave to sit on the surface of the tiles for 5-10 minutes.
- Agitate the surface with a nylon pad or scrubbing brush and leave for a further 5 minutes (scrubber machines can be used).
- Continue to scrub while adding clean water. Remove residues from the surface using a cloth or scrubber dryer machine.
- Rinse thoroughly with clean fresh water to remove all remaining residues.
- Allow the surface to dry for a minimum of 24 hours before applying the protective seal.
- For the removal of other types of dirt refer to the table below.
- Do not use acid based cleaners on limestone or marble. If you are unsure please call our helpline for advice.

OTHER TYPES OF DIRT

Care product residues, oil, grease and dirt	LTP Grimex or LTP Power Stripper
Wax and acrylic layers, tar, paint, bitumen residues	LTP Solvex and then LTP Grimex
Deeply engrained oil stains	LTP Spot Stain Remover and LTP Fullers Earth

2 PROTECTIVE SEAL TREATMENTS

- LTP Mattstone H2O, LTP Mattstone and LTP Colour Intensifier will render the surface water and oil repellent.
- Prevents staining, aids cleaning and simplifies the removal of surface stains.
- Provides an invisible barrier of protection that will not greatly alter the surface character.
- There are no health concerns once the product has properly cured.
- LTP Mattstone H2O, LTP Mattstone and LTP Colour Intensifier are micro porous and so can be used on surfaces that have no damp proof course.
- Suitable for internal and external use.
- If surfaces are properly maintained we recommend touching up the protective treatment every 3-4 years.

NB. Always test the product on an inconspicuous area. Wet or non absorbent surfaces cannot be treated. LTP Mattstone H2O, LTP Mattstone and Colour Intensifier are impregnators which need to fully absorb. Do not allow the product to dry on the surface. Carefully buff with a soft cloth or machine to remove any excess. Remove unabsorbed impregnating sealer, if left to dry on the surface, by rubbing over with a little more sealer. Some stones may be darker after application. Acidic substances, if left on the surface, may damage stone.

3 AFTER CARE

LTP WAXWASH (for floors)

Formulated for use on unglazed tiles such as travertine, stone, limestone, slate, terracotta and quarry. Ideal for washing floors sealed with LTP Mattstone H2O, LTP Mattstone or LTP Colour Intensifier. Use routinely in place of normal detergent.



LTP STONEWASH (for walls)

This gentle surface cleaner is formulated for use on limestone, marble, granite, slate and polished porcelain. Will clean without breaking down and removing protective seals.



NB. Always follow the detailed instructions on the product labels. Protect stone surfaces from contact with acidic substances. Do not use abrasive materials on honed or polished stones. Avoid using normal detergents or strong bleach cleaners on sealed surfaces as they will gradually remove the protective seal.

This information is offered without guarantee. The material should be used so as to take account of the local conditions and the surfaces to be treated. In case of doubt, the product should be tried out in an inconspicuous area.
©Copyright A.M.Robb Ltd. 2012



for beautiful surfaces we have the solutions

LTP, Tone Estate, Milverton Road, Wellington, Somerset, TA21 0AN

T +44 (0) 1823 666213 F +44 (0) 1823 665685 E info@ltp-online.co.uk



Stone
Natural Stone

